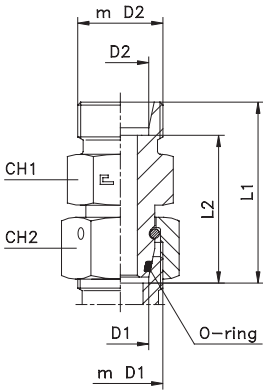
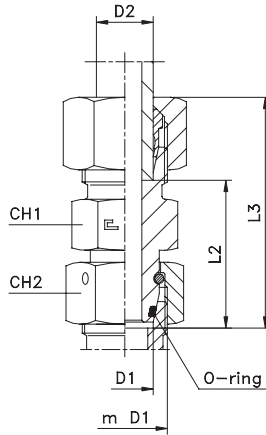


DISTANCE PIECE ADAPTER WITH SWIVEL NUT

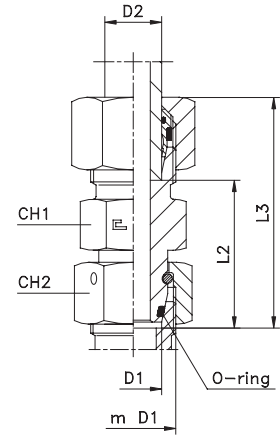
Type: **6061...1** Body



Type: **6061... B3** Ring



Type: **6061...4** B4 Ring

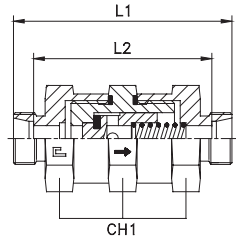


Series DIN	60.... [bar]	61.... [bar]	Ordering Body	Ordering Equipped B3	Ø Tube D1 D2	m D1 m D2	L1	L2	L3	CH1	CH2	Ordering Equipped B4	
L	500	315	606104.1	606104	6	12x1,5	43	36	51	12	14	606104.4	
			606105.1	606105	8	14x1,5	43	36	51	14	17	606105.4	
			606106.1	606106	10	16x1,5	43	36	51	17	19	606106.4	
			606107.1	606107	12	18x1,5	43,5	36,5	51,5	19	22	606107.4	
			606108.1	606108	15	22x1,5	43,5	36,5	51,5	24	27	606108.4	
	S	400	160	606109.1	606109	18	26x1,5	44	36,5	53	27	32	606109.4
				606110.1	606110	22	30x2	47	39,5	56	32	36	606110.4
				606111.1	606111	28	36x2	47	39,5	56	41	41	606111.4
				606112.1	606112	35	45x2	60	49,5	71	46	50	606112.4
				606113.1	606113	42	52x2	71	60	83	55	60	606113.4
S		800	630	606114.1	606114	6	14x1,5	43,5	36,5	51,5	14	17	606114.4
				606115.1	606115	8	16x1,5	43,5	36,5	51,5	17	19	606115.4
				606116.1	606116	10	18x1,5	44	36,5	53	19	22	606116.4
				606117.1	606117	12	20x1,5	44	36,5	53	22	24	606117.4
				606118.1	606118	14	22x1,5	48	40	58	24	27	606118.4
	420	315	606119.1	606119	16	24x1,5	48,5	40	58,5	27	30	606119.4	
			606120.1	606120	20	30x2	56	45,5	67	32	36	606120.4	
			606121.1	606121	25	36x2	62	50	74	41	46	606121.4	
			606122.1	606122	30	42x2	69	55,5	82	46	50	606122.4	
			606123.1	606123	38	52x2	75,5	59,5	90,5	55	60	606123.4	

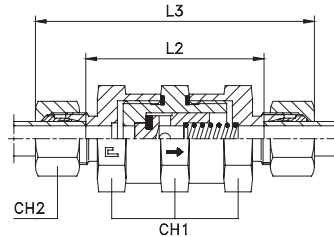
Note: If you wish to order a fitting in stainless steel, please change the first two digit from **60....** to **61....** .

EQUAL NON RETURN VALVE

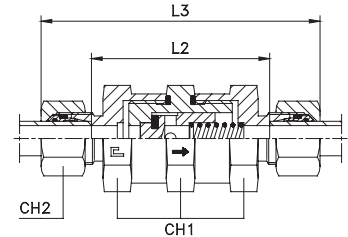
Type: **5001...1** Body



Type: **5001... B3** Ring



Type: **5001...4** B4 Ring



Series DIN	50.... [bar]	51.... [bar]	Ordering Body	Ordering Equipped B3	Ø Tube	L1	L2	L3	CH1	CH2	Ø pass.	Ordering Equipped B4	
L	250	250	500104.1	500104	6	68	54	83	19	14	4	500104.4	
			500105.1	500105	8	68	54	83	19	17	4	500105.4	
			500106.1	500106	10	70	56	85	19	19	4	500106.4	
			500107.1	500107	12	76	62	91	32	22	8	500107.4	
			500108.1	500108	15	81	67	97	41	27	11	500108.4	
	S	400	400	500109.1	500109	18	81	66	98	41	32	11	500109.4
				500110.1	500110	22	94	79	111	50	36	18	500110.4
				500111.1	500111	28	94	79	112	50	41	18	500111.4
				500112.1	500112	35	116	95	138	70	50	29	500112.4
				500113.1	500113	42	116	94	139	70	60	29	500113.4
250		250	500114.1	500114	6	72	58	87	19	17	4	500114.4	
			500115.1	500115	8	72	58	87	19	19	4	500115.4	
			500116.1	500116	10	78	63	95	32	22	7	500116.4	
			500117.1	500117	12	78	63	95	32	24	8	500117.4	
			500118.1	500118	14	85	69	104	41	27	10	500118.4	
250	250	500119.1	500119	16	85	68	104	41	30	11	500119.4		
		500120.1	500120	20	98	77	120	50	36	16	500120.4		
		500121.1	500121	25	102	78	126	50	46	18	500121.4		
		500122.1	500122	30	124	97	150	70	50	25	500122.4		
		500123.1	500123	38	128	96	157	70	60	29	500123.4		

Note: If you wish to order AISI 316 stainless steel fittings, please change the first two digits from **50....** to **51....** .

If you wish to order AISI 316 stainless steel fittings with AISI 304 stainless steel nuts, please change the first two digits from **50....** to **54....** .